

 DATA FOR *PROGRESS*

SUPER TUESDAY AND MEDICARE FOR ALL

Ethan Winter
Jason Ganz

March 2020

On March 3rd, Democrats across more than a dozen states will go to the polls in an event dubbed Super Tuesday. More than 1,300 delegates, or nearly one-third of the total, will be up for grabs.

As part of Data for Progress’s polling this Democratic primary season, we have asked questions not only about the current state of the race but also about support for progressive policies among likely Democratic primary voters. Here, we present our results for support for Medicare for All in a host of Super Tuesday states. Specifically, we asked likely Democratic primary voters,

“Would you support or oppose replacing private health insurance with a single government plan for everyone, sometimes called a ‘Medicare for All’ plan?”

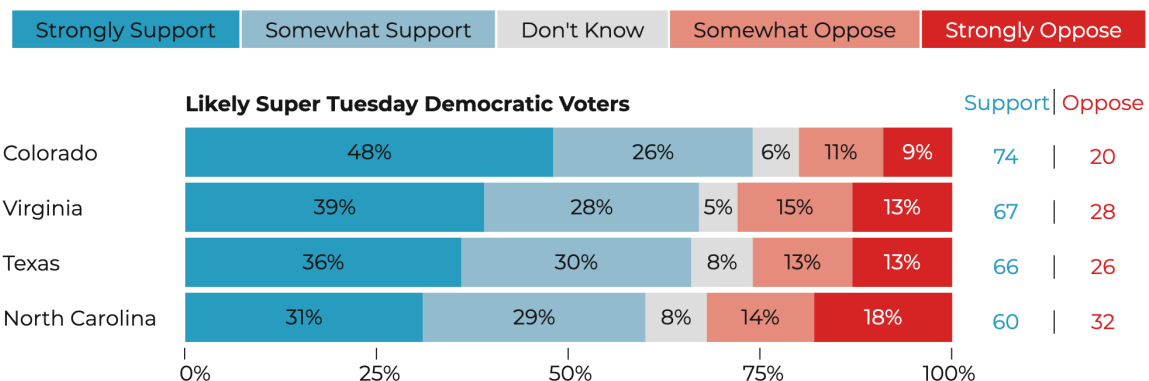
Across several states, we found consistently high levels of support among likely Democratic voters.

Summary

- ▶ In Colorado, Medicare for All has a 54 point margin of support among likely Democratic primary voters.
- ▶ In Virginia, Medicare for All has a 39 point margin of support among likely Democratic primary voters.
- ▶ In Texas, Medicare for All has a 40 point margin of support among likely Democratic primary voters.
- ▶ In North Carolina, Medicare for All has a 28 point margin of support among likely Democratic primary voters.

Super Tuesday Voters Want Medicare For All

"Would you support or oppose replacing private health insurance with a single government plan for everyone, sometimes called a 'Medicare for All' plan?"



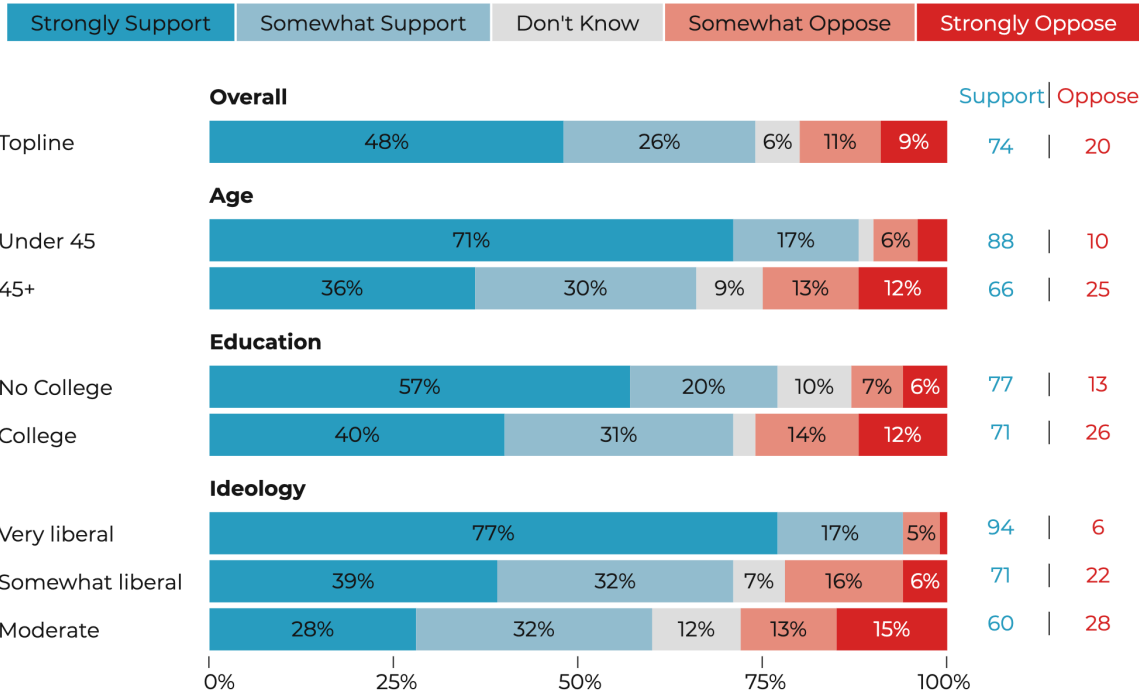
DATA FOR PROGRESS

COLORADO:

In Colorado, likely Democratic voters support Medicare for All by a 54 point margin (74 percent support, 20 percent oppose). Support for Medicare for All is strongly correlated with both age and ideology. Among voters under 45, 71 percent of likely Democratic primary voters strongly support Medicare for all, compared to just 4 percent who strongly oppose it. While it may not be a surprise that those who self-ID as “very liberal” support Medicare for All by a wide 88 point margin (94 percent support, 6 percent oppose), those who self-ID as “moderate” still support the policy by a 32 point margin (60 percent support, 28 percent oppose).

Colorado Democrats Want Medicare for All

"Would you support or oppose replacing private health insurance with a single government plan for everyone, sometimes called a 'Medicare for All' plan?"



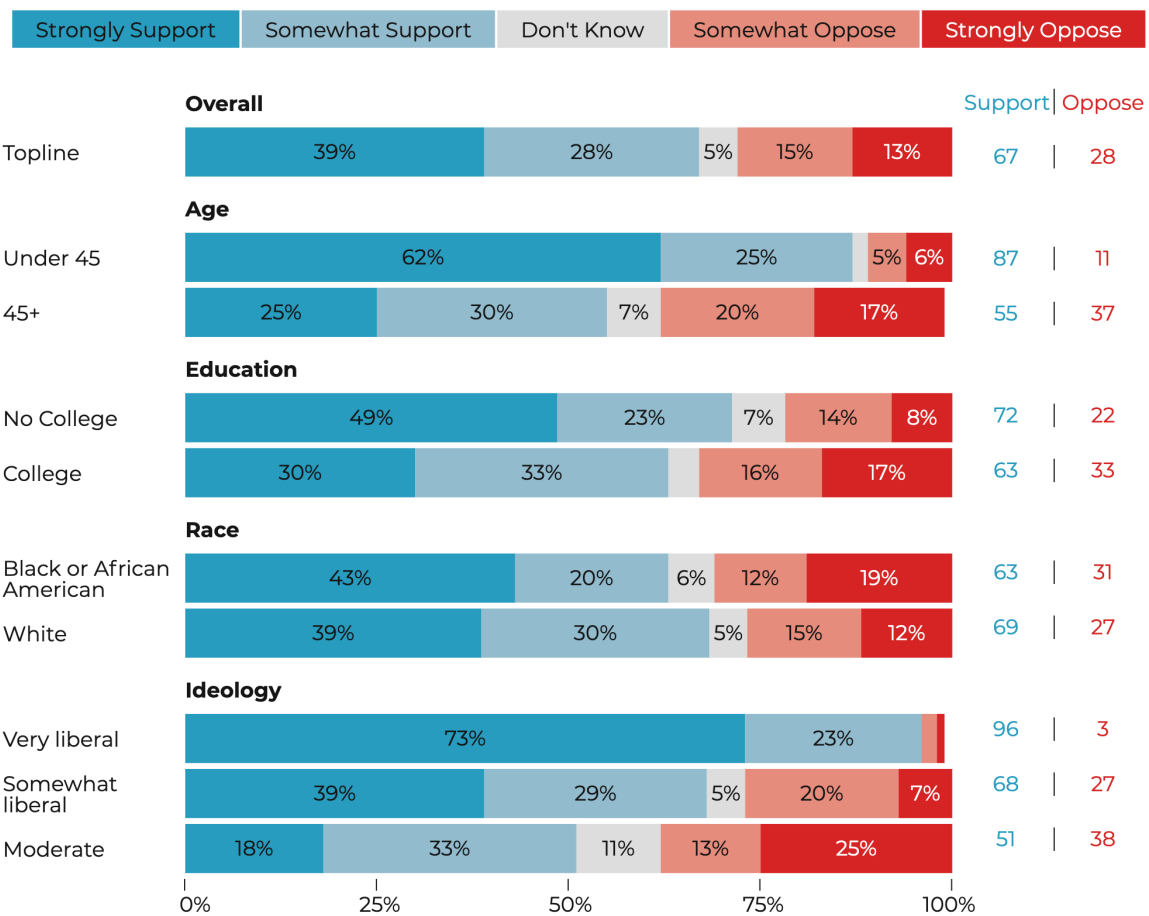
DATA FOR PROGRESS

VIRGINIA

In Virginia, Medicare for All enjoys support across several demographic breakouts with similar patterns emerging as seen in Colorado. Overall, support for Medicare for All in Virginia sits at a 39 point margin (67 percent support, 28 percent oppose). Medicare for All has a 76 point margin of support among those under age 45 (87 percent support, 11 percent oppose) and an 18 point margin of support among those over 45 (55 percent support, 37 percent oppose). Medicare for All enjoys a 93 point margin of support among those likely Democratic voters who self-ID as “very liberal” (96 percent support, 3 percent oppose). Among those likely Democratic voters who self-ID as “moderate,” Medicare for All has a 13 point margin of support (51 percent support, 38 percent oppose).

Virginia Democrats Want Medicare for All

"Would you support or oppose replacing private health insurance with a single government plan for everyone, sometimes called a 'Medicare for All' plan?"



DATA FOR PROGRESS

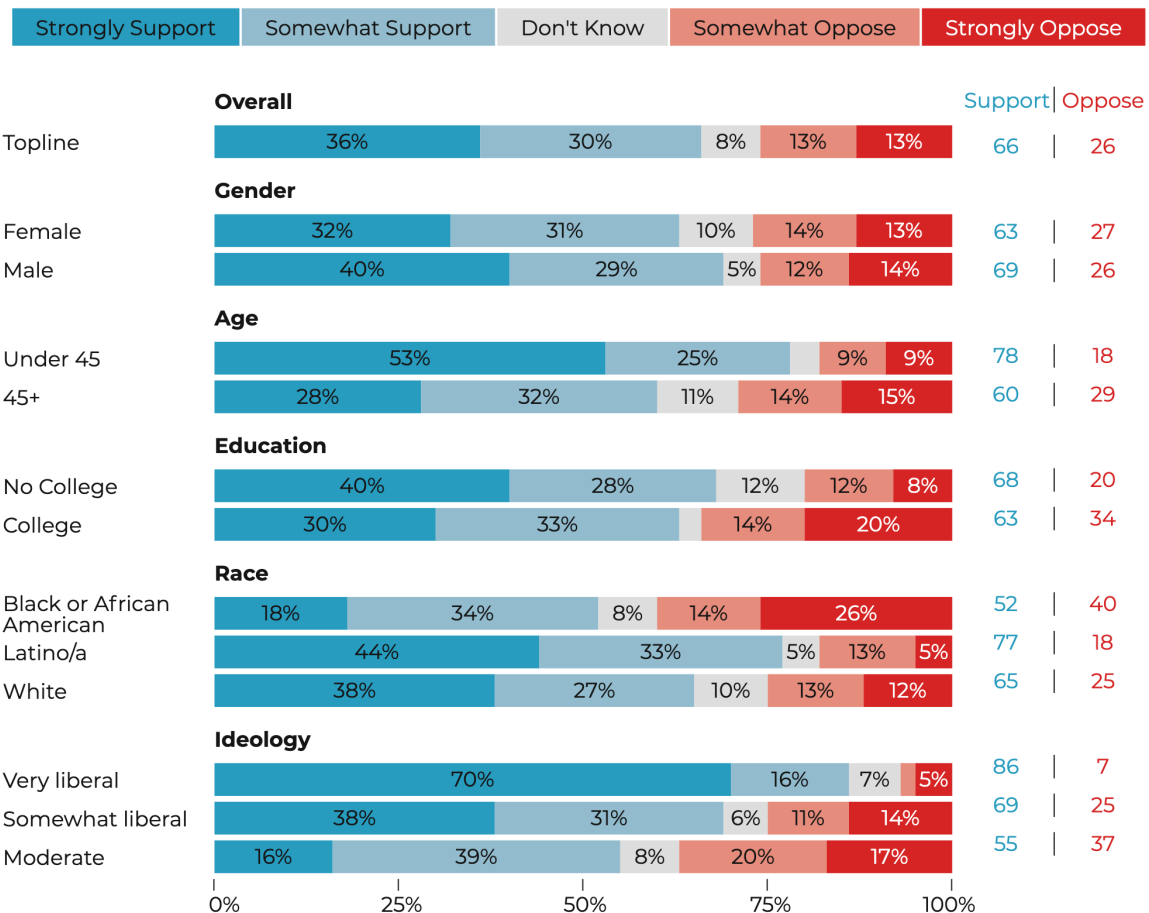
TEXAS

Likely Democratic voters in Texas support Medicare for All by a 40 point margin (66 percent support, 26 percent oppose). This support is driven by enthusiasm for the policy among those likely Democratic voters under the age of 45 among and Latino/a voters. 77 percent of Latino/as support Medicare for All, compared to 18 percent who oppose. Those under 45, meanwhile, support Medicare for All by a 60 point margin (78 percent support, 18 percent oppose). In contrast, Medicare for All has a 31 point margin of support among those over 45 (60 percent support, 29 percent oppose).

Medicare for All is above water regardless of ideological ID among likely Democratic voters in Texas. However, it most popular with those who self-ID as “very liberal” (81 point margin of support) and support is weakest among those who self-ID as “moderate” (18 point margin of support).

Texas Democrats Want a Medicare for All

"Would you support or oppose replacing private health insurance with a single government plan for everyone, sometimes called a 'Medicare for All' plan?"



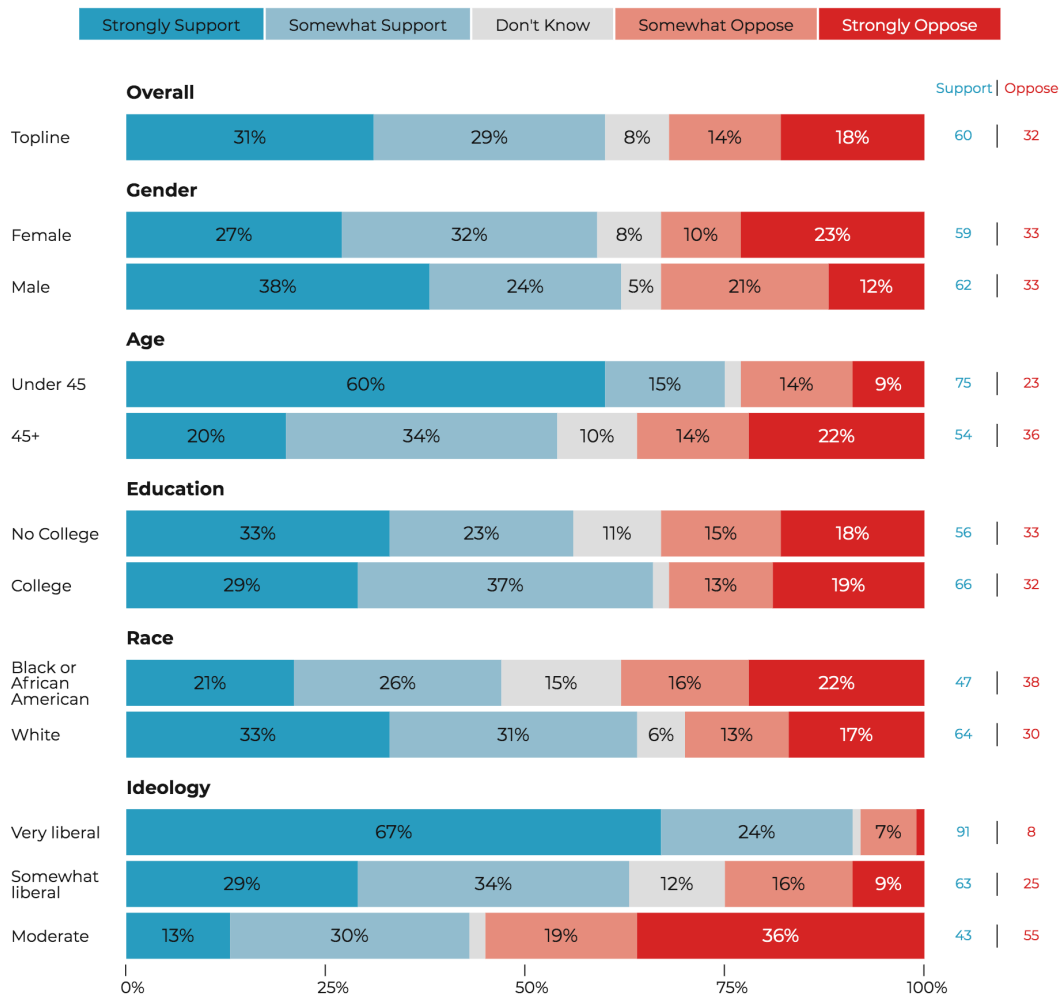
DATA FOR PROGRESS

NORTH CAROLINA

Likely Democratic primary voters in North Carolina support Medicare for all by a 28 point margin (60 percent support, 28 percent oppose). Age and ideology were again strongly correlated to support for the policy. Among voters under 45, Medicare for All remains extremely popular, enjoying a 52 point margin of support (75 percent support, 23 percent oppose). Among those over 45, meanwhile, Medicare for All sits at 18 points above water (54 percent support, 36 percent oppose). Among those who self-ID as “very liberal” Medicare for All has an 83 point margin of support (91 percent support, 8 percent oppose). North Carolina was the only state where Medicare for All was underwater at a margin of -12 points among those who self-ID as “moderate” (43 percent support, 55 percent oppose).

North Carolina Democrats Want a Medicare for All

"Would you support or oppose replacing private health insurance with a single government plan for everyone, sometimes called a 'Medicare for All' plan?"



DATA FOR PROGRESS

CONCLUSION

Health care will be a critical issue this election cycle and Medicare for All enjoys considerable levels of support among likely Democratic primary voters going to the polls on Super Tuesday. While support for the policy exists across a range of demographic breakouts, the policy is especially popular among younger voters who will drive the future of the Democratic Party.

METHODOLOGY

From 2/23 to 2/25, Data for Progress Data for Progress surveyed 499 likely voters in Virginia and 471 likely voters in Colorado via text to web. Likely voters were identified from the voter file and weighted to a likely electorate. Our margin of error is +/- 4.5 percent for VA and +/- 4.7 percent for CO.

From 2/23 to 2/2, Data for Progress surveyed 536 likely voters in North Carolina and 513 likely voters in Texas via text to web. Likely voters were identified from the voter file and weighted to a likely electorate. Our margin of error is +/- 4.2 percent for NC and +/- 4.3 percent for TX.

For rounding purposes, all results conveyed in the charts sum to 100 percentage points and thus may deviate slightly from crosstab data.