

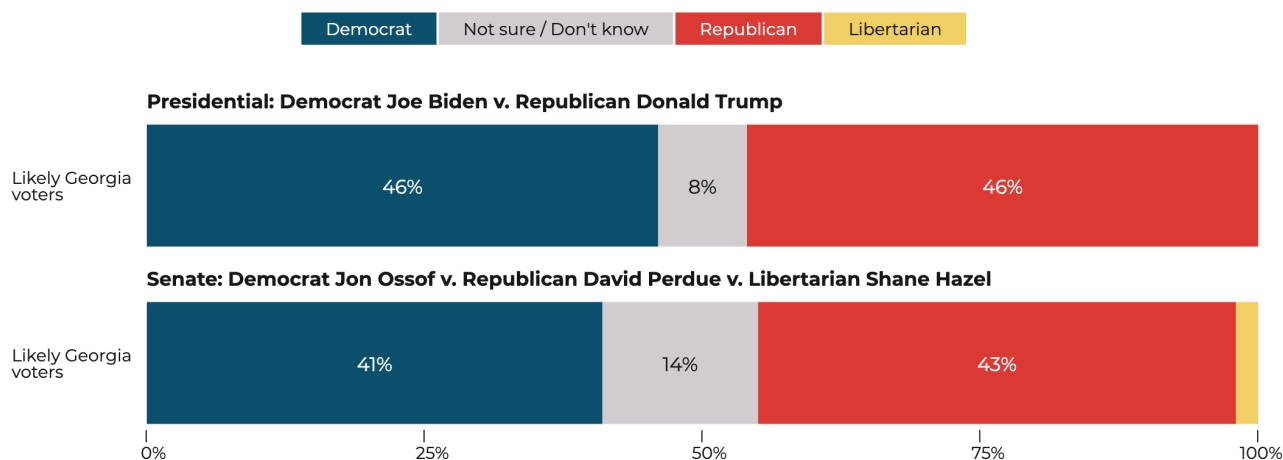
2020 **SENATE PROJECT** Georgia Senate Election

Senator David Perdue, the Republican, leads Democrat Jon Ossoff by two percentage points.
Democratic nominee for president Joe Biden and President Donald Trump are tied at 46 percent

GEORGIA SENATE

In Georgia, Democrat Jon Ossoff is going up against Republican David Perdue. We find that Ossoff trails Perdue by two-percentage-points, within this poll's margin of error (43 percent Perdue, 41 percent Ossoff). The Libertarian Party's candidate, Shane Hazel, sits at two percent. If no candidate wins 50 percent of the vote in November, this race will go to runoff in December.

Biden and Trump Are Tied In Georgia With Ossoff Down By One



Data for Progress

DATA FOR PROGRESS

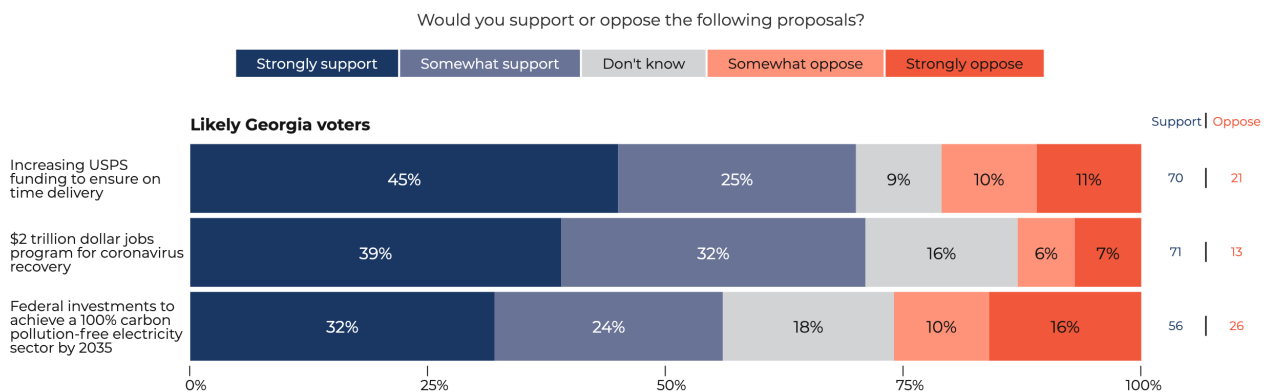
GEORGIA PRESIDENTIAL

The Democratic nominee for president Joe Biden and President Donald Trump are currently tied at 46 percent. In 2016, Trump beat former Secretary of State Hillary Clinton by nearly 5-points.

POLICIES

Voters in this state broadly support Democratic policy priorities. By 31 percentage points they favor extending Coronavirus relief until the unemployment rate falls back to where it was before the crisis. By a 54-point margin, voters support a jobs program to help build infrastructure and public health to recover from the coronavirus emergency (71 percent support, 13 percent oppose). Providing additional funding to the United States Postal Service (USPS) to deliver essential needs is also popular by a 49 percentage point margin (70 percent support, 21 percent oppose). We find voters support federal investments to achieve a 100% carbon free electricity sector by a 30-point margin (56 percent support, 26 percent oppose).

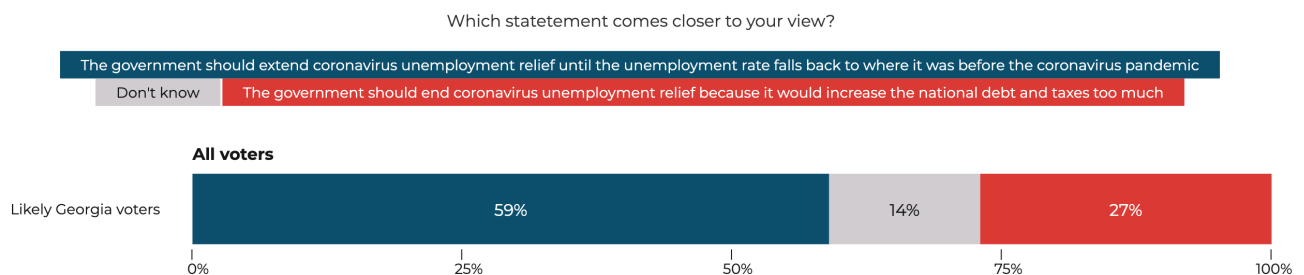
Voters In Georgia Support Progressive Priorities



Data for Progress

DATA FOR PROGRESS

Voters In Georgia Support Extending Coronavirus Unemployment Relief



Data for Progress

DATA FOR PROGRESS

METHODOLOGY

From 9/14/2020 to 9/19/2020. Data for Progress conducted a survey of 800 likely voters in Georgia using web panel and SMS respondents. The sample was weighted to be representative of likely voters by age, gender, education, race, and voting history. The survey was conducted in English. The margin of error is +/- 3.5 percentage points.