



 DATA FOR *PROGRESS*

Voters in Key States Support the Build Back Better Agenda

Morgan Sperry *Analyst, Data for Progress*
Ethan Winter *Senior Analyst, Data for Progress*

May 2021

From the end of April into early May, 2021, Data for Progress fielded surveys in ten states — Arizona, Colorado, Georgia, Michigan, Montana, New Hampshire, North Carolina, Pennsylvania, West Virginia, and Wisconsin — to measure support for President Biden’s Build Back Better agenda, including the American Rescue Plan, American Jobs Plan, and American Families Plan.

Responses were collected using web-panels in all ten states. In Montana, New Hampshire, and West Virginia we also collected data using text-to-web. All states were weighted to be representative of likely voters by age, gender, education, race, and voting history. This last point is key. By weighting to the 2020 election, we ensured that our sample is broadly representative of the electorate as it existed at the time of the 2020 election.

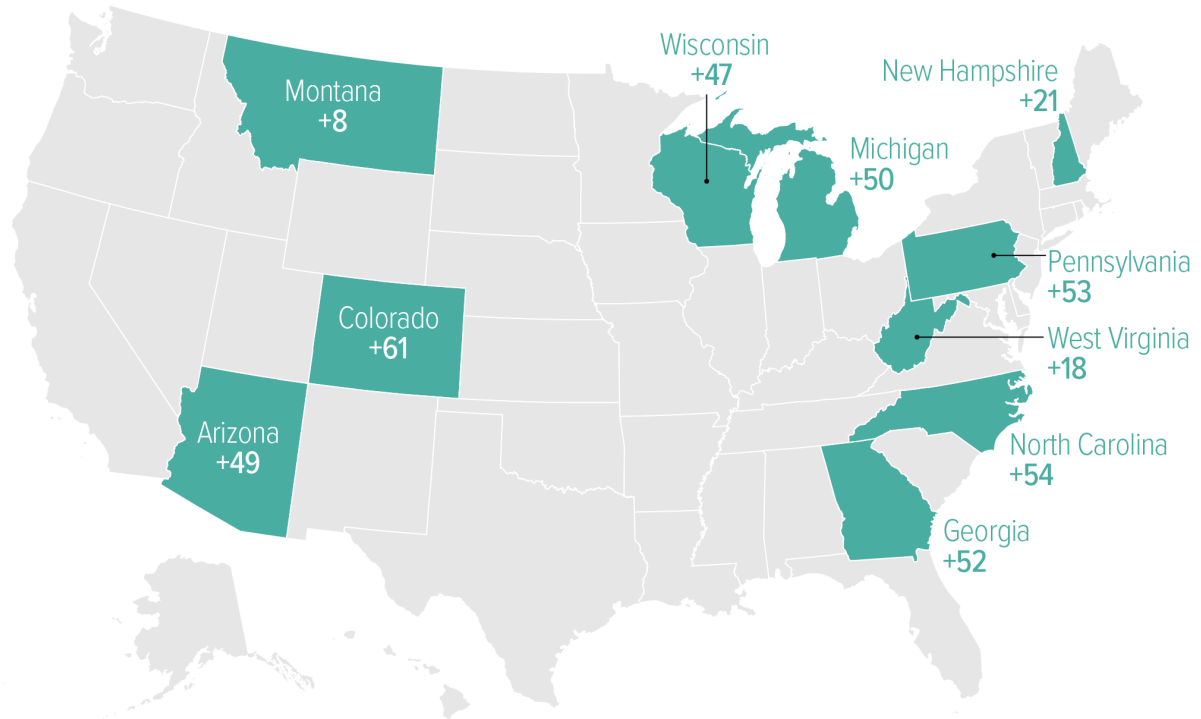
Key findings

- ▶ A majority of likely voters in all ten key states support the American Rescue Plan, and largely credit President Biden and congressional Democrats for passing its popular provisions.
- ▶ The American Jobs Plan and American Families Plan both enjoy net positive support in all ten states — including when likely voters are told that these plans will be paid for by raising taxes on corporations and the wealthy.
- ▶ All the tested provisions of the American Jobs Plan and American Families Plan are backed by majorities of likely voters in all these states — including from overwhelming numbers of self-identifying Democrats, majorities of Independents, and generally a third of Republicans.
- ▶ Investment in home- and community-based care for seniors and people with disabilities is one of the key drivers of support for the American Jobs Plan — along with upgrading physical infrastructure and replacing lead pipes.
- ▶ Paid family and medical leave is the most popular component of the American Families Plan — with at minimum 65 percent support across the ten states polled.
- ▶ A majority of likely voters across all ten states support expanding the use of clean energy, including by modernizing the electric grid.
- ▶ Bipartisan majorities overwhelmingly view investments in jobs in caregiving, childcare, or long-term care for seniors and people with disabilities as a driver of economic growth, as they allow other family members to enter the workforce.

American Rescue Plan

- ▶ A majority of likely voters across all ten states support the American Rescue Plan, by the following percentage-point margins.
 - ▶ Arizona: +49 (72 percent support, 23 percent oppose)
 - ▶ Colorado: +61 (78 percent support, 17 percent oppose)
 - ▶ Georgia: +52 (73 percent support, 21 percent oppose)
 - ▶ Michigan: +50 (72 percent support, 22 percent oppose)
 - ▶ Montana: +8 (52 percent support, 44 percent oppose)
 - ▶ New Hampshire: +21 (59 percent support, 38 percent oppose)
 - ▶ North Carolina: +54 (74 percent support, 20 percent oppose)
 - ▶ Pennsylvania: +53 (75 percent support, 22 percent oppose)
 - ▶ West Virginia: +18 (57 percent support, 39 percent oppose)
 - ▶ Wisconsin: +47 (72 percent support, 25 percent oppose)

Voters in Key States Support the American Rescue Plan



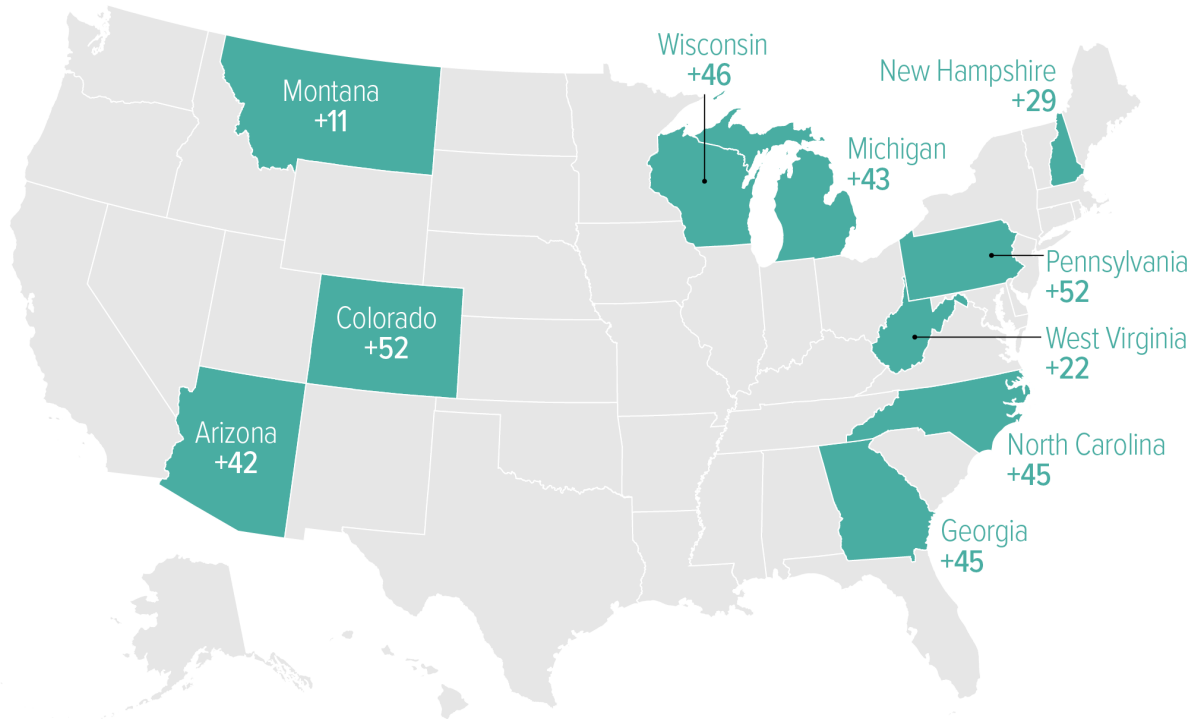
**NUMBER SHOWN IS NET SUPPORT

DATA FOR **PROGRESS**

American Jobs Plan

- ▶ A majority of likely voters across all ten states support the American Jobs Plan, by the following percentage-point margins.
 - ▶ Arizona: +42 (68 percent support, 26 percent oppose)
 - ▶ Colorado: +52 (73 percent support, 21 percent oppose)
 - ▶ Georgia: +45 (68 percent support, 23 percent oppose)
 - ▶ Michigan: +43 (67 percent support, 24 percent oppose)
 - ▶ Montana: +11 (54 percent support, 43 percent oppose)
 - ▶ New Hampshire: +29 (63 percent support, 34 percent oppose)
 - ▶ North Carolina: +45 (69 percent support, 24 percent oppose)
 - ▶ Pennsylvania: +52 (74 percent support, 22 percent oppose)
 - ▶ West Virginia: +22 (58 percent support, 36 percent oppose)
 - ▶ Wisconsin: +46 (70 percent support, 24 percent oppose)

Voters in Key States Support the American Jobs Plan



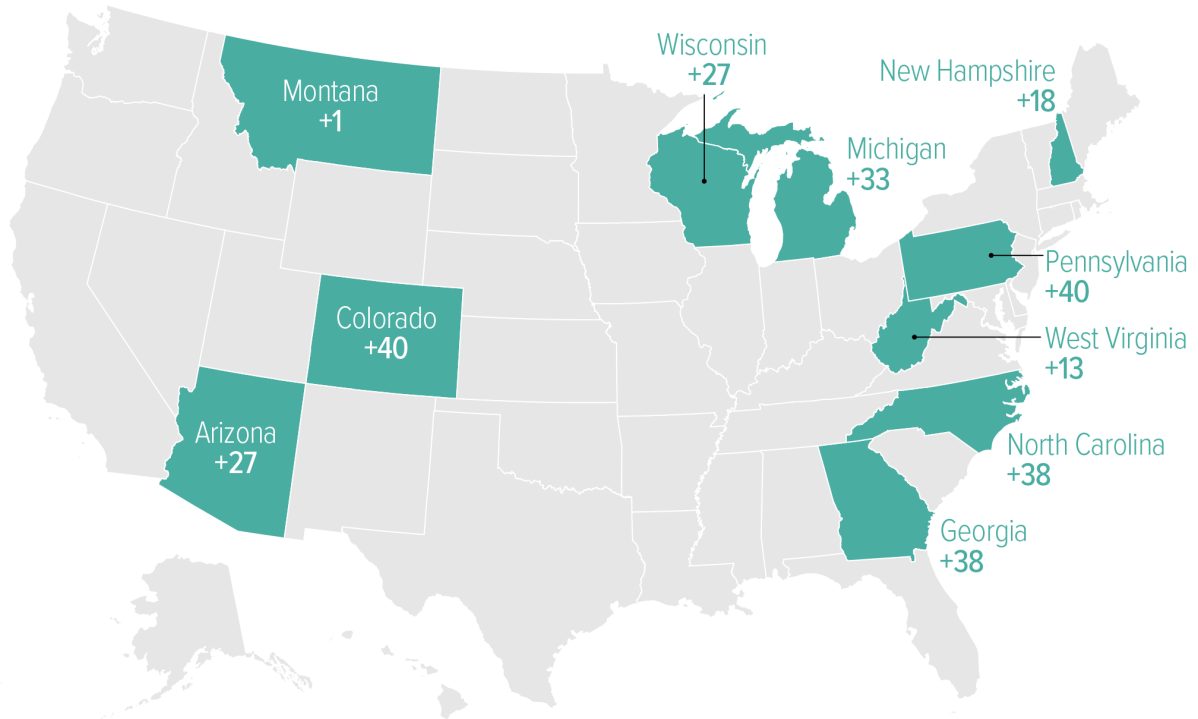
**NUMBER SHOWN IS NET SUPPORT

DATA FOR **PROGRESS**

American Families Plan

- ▶ A majority of likely voters across all ten states support the American Families Plan, by the following percentage-point margins.
 - ▶ Arizona: +27 (60 percent support, 33 percent oppose)
 - ▶ Colorado: +40 (67 percent support, 27 percent oppose)
 - ▶ Georgia: +38 (64 percent support, 26 percent oppose)
 - ▶ Michigan: +33 (62 percent support, 29 percent oppose)
 - ▶ Montana: +1 (48 percent support, 47 percent oppose)
 - ▶ New Hampshire: +18 (57 percent support, 39 percent oppose)
 - ▶ North Carolina: +38 (65 percent support, 27 percent oppose)
 - ▶ Pennsylvania: +40 (67 percent support, 27 percent oppose)
 - ▶ West Virginia: +13 (54 percent support, 41 percent oppose)
 - ▶ Wisconsin: +27 (59 percent support, 32 percent oppose)

Voters in Key States Support the American Families Plan



**NUMBER SHOWN IS NET SUPPORT

DATA FOR **PROGRESS**

Links to state-level memos and topline:

- ▶ Arizona [memo](#) and [toplines](#)
- ▶ Colorado [memo](#) and [toplines](#)
- ▶ Georgia [memo](#) and [toplines](#)
- ▶ Michigan [memo](#) and [toplines](#)
- ▶ Montana [memo](#) and [toplines](#)
- ▶ New Hampshire [memo](#) and [toplines](#)
- ▶ North Carolina [memo](#) and [toplines](#)
- ▶ Pennsylvania [memo](#) and [toplines](#)
- ▶ West Virginia [memo](#) and [toplines](#)
- ▶ Wisconsin [memo](#) and [toplines](#)

SURVEY METHODOLOGY

From April 30 to May 5, 2021, Data for Progress conducted a survey of 629 likely voters in Arizona using web panel respondents. The sample was weighted to be representative of likely voters by age, gender, education, race, and voting history. The survey was conducted in English. The margin of error is ± 4 percentage points.

From April 30 to May 5, 2021, Data for Progress conducted a survey of 609 likely voters in Colorado using web panel respondents. The sample was weighted to be representative of likely voters by age, gender, education, race, and voting history. The survey was conducted in English. The margin of error is ± 4 percentage points.

From April 30 to May 4, 2021, Data for Progress conducted a survey of 695 likely voters in Georgia using web panel respondents. The sample was weighted to be representative of likely voters by age, gender, education, race, and voting history. The survey was conducted in English. The margin of error is ± 4 percentage points.

From April 30 to May 4, 2021, Data for Progress conducted a survey of 684 likely voters in Michigan using web panel respondents. The sample was weighted to be representative of likely voters by age, gender, education, race, and voting history. The survey was conducted in English. The margin of error is ± 4 percentage points.

From April 30 to May 4, 2021, Data for Progress conducted a survey of 723 likely voters in Montana using SMS and web panel respondents. The sample was weighted to be representative of likely voters by age, gender, education, race, and voting history. The survey was conducted in English. The margin of error is ± 4 percentage points.

From April 30 to May 4, 2021, Data for Progress conducted a survey of 824 likely voters in New Hampshire using SMS and web panel respondents. The sample was weighted to be representative of likely voters by age, gender, education, race, and voting history. The survey was conducted in English. The margin of error is ± 3 percentage points.

From April 30 to May 4, 2021, Data for Progress conducted a survey of 644 likely voters in North Carolina using web panel respondents. The sample was weighted to be representative of likely voters by age, gender, education, race, and voting history. The survey was conducted in English. The margin of error is ± 4 percentage points.

From April 30 to May 5, 2021, Data for Progress conducted a survey of 631 likely voters in Pennsylvania using web panel respondents. The sample was weighted to be representative of likely voters by age, gender, education, race, and voting history. The survey was conducted in English. The margin of error is ± 4 percentage points.

From April 30 to May 4, 2021, Data for Progress conducted a survey of 440 likely voters in West Virginia using SMS and web panel respondents. The sample was weighted to be representative of likely voters by age, gender, education, race, and voting history. The survey was conducted in English. The margin of error is ± 5 percentage points.

From April 30 to May 4, 2021, Data for Progress conducted a survey of 539 likely voters in Wisconsin using web panel respondents. The sample was weighted to be representative of likely voters by age, gender, education, race, and voting history. The survey was conducted in English. The margin of error is ± 4 percentage points.